


Lumami[®]

DESK

a desk lamp with the qualities
of a pendant luminaire



**ideality is achieving
the maximum of function
by using the minimum
of resources**



Lumami® DESK

a desk lamp with the qualities
of a pendant luminaire

Lumami® DESK combines the best features of all lighting systems for an ideal result! The absolutely homogeneous and complete illumination of the workplace in unprecedented quality!

Advantages of a pendant lamp, combined with the individuality of a desk lamp and the high performance of further lighting systems like grid ceiling or floor luminaires, for ideal workplace lighting, in compliance with DIN standard EN 12464-1. At first glance, this may look like something you need to get used to and it may raise some questions... and that's what it's supposed to do!

You will be convinced by the result.

Lighting intensity

>750 lux

Glare limitation through

UGR <16

Uniformity through special
developed optic for

Lumami® DESK

which requirements do we face for workplace lighting?

The lighting of office workplaces requires special attention and care

It is therefore regulated by DIN standard EN 12464-1 – Lighting requirements for people at workplaces in indoor areas.

Standard-compliant workplace lighting therefore provides sufficient illuminance, does not cause glare and illuminates the workplace homogeneously.



how are workplaces conventionally illuminated?

workplaces can be illuminated with different systems:

grid ceiling luminaires

provide the necessary illumination of the entire office space. Don't offer comfortable light, no adjustment to individual needs.

floor lamps

large and bulky lamps, high effort in assembly. Difficult to position due to bulky lamp base. High effort needed to move them, due to high weight. Illumination not optimal with height-adjustable desks.

desk lamps

personal, individual illumination. More suitable for selective additional lighting, instead of general workplace lighting.

pendant lights

according to studies, the most effective way to illuminate a workplace. Homogeneous light distribution over the entire work surface, but high installation effort and intervention in the architecture.

Lumami® DESK – the best system for workplace lighting



benefits

replaceable light source

always the same illumination

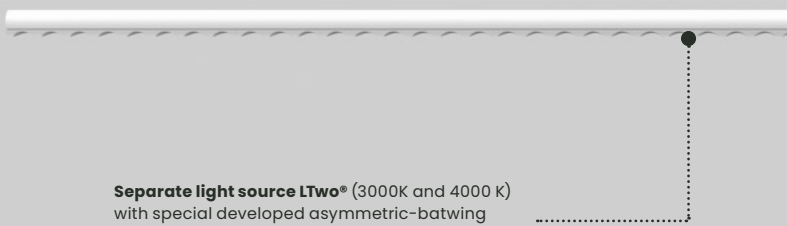
even with height-adjustable desks

no space problem in the room


as it is positioned on the desk

easy relocation


in case of new office configuration due to low weight



Separate light source LTWO* (3000K and 4000 K) with special developed asymmetric-batwing optic. Lengths: 840mm and 1400mm. The light source is exchangeable

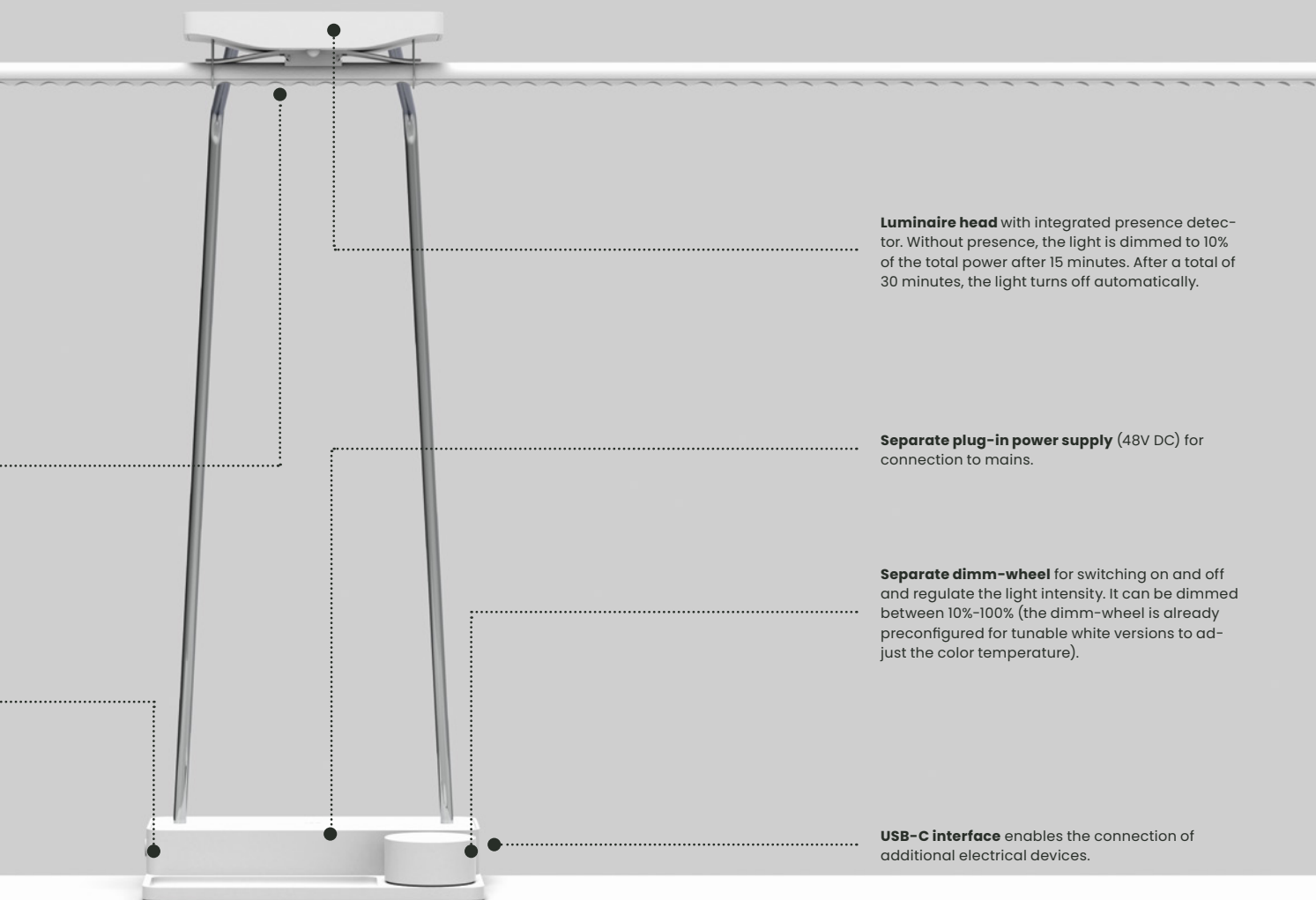


Magnetic lamp holder: tool-free installation of the light source, for easy installation, replacement and maintenance. Optimal alignment due to adjustability of light source in 5-degree steps. Maximum adjustment: 20 degrees to two sides, for optimal alignment. Additional brackets to hold LTWO* in place.



Standalone version for free placement of Lumami® DESK on the table. Luminaire base with pen tray and space for dimm-wheel. Clamp version for direct mounting on the table.






Luminaire head with integrated presence detector. Without presence, the light is dimmed to 10% of the total power after 15 minutes. After a total of 30 minutes, the light turns off automatically.

Separate plug-in power supply (48V DC) for connection to mains.

Separate dimm-wheel for switching on and off and regulate the light intensity. It can be dimmed between 10%-100% (the dimm-wheel is already preconfigured for tunable white versions to adjust the color temperature).

USB-C interface enables the connection of additional electrical devices.



quality of optics

for ideal homogeneity

The special developed optic for Lumami® DESK enables homogeneous illumination of the entire workspace.

In combination with the length of the light source (1400mm or 840mm are recommended), Lumami® DESK meets the requirements of DIN standard EN 12464-1 with regard to the illumination of the direct work surface (up to >750 lux), and the adjacent work surfaces (>300 lux), as well as the UGR (<16).

In addition, the lamp can still be tilted by +/- 20 degrees (in 5-degree increments) when installed. This ensures additional lighting comfort through individual alignment.



ease of use



for ideal opportunities

Available as a stand-alone version for free positioning on the desk or as a clamp version for mounting on the table, Lumami® DESK can be easily set up or mounted. The separate light source LTwo® is easily attached to Lumami® DESK using the magnetic luminaire holder. Ready!

The exchangeability of the illuminant not only contributes to sustainability, but also enables simple installation, easy maintenance and the exchange of the illuminant depending on the taste and application of Lumami® DESK.

green

less weight for ideal sustainability

With the minimal design of the lamp and the light source and thus a significantly reduced use of materials, Lumami® DESK makes a significant contribution to the responsible use of raw materials. In comparison, a conventional floor luminaire weighs about 20 kg, Lumami® DESK just 4,3 kg. Thanks to APL's own illuminant, the LED becomes an interchangeable object. This means that the entire luminaire no longer has to be replaced, only the light source. The power supply can also be exchanged, since it is not permanently installed with the luminaire, for less electronic waste.

sustainable from start to end:

less materials

less weight 78,5% compared to floor lamps

lower carbon footprint

easy maintenance

easy disposal

sustainability all along the line, that is important to us!



Lumami® DESK brings light closer to the lighting task

Lumami® DESK brings light closer to the lighting task

We bring the light source closer to the table. This enables us to use less power and still achieve the 750 or 500 lux required by the DIN EN 12464-1 standard.

Less power consumption with more usable light.
Green through proximity!



As a partner of Plant-My-Tree®, we contribute to the reforestation of the forests in the southern Harz region.

For every Lumami® DESK sold, Plant-My-Tree® plants a tree in this region. Our green contribution to a balanced eco-system.

With the help of many partners, PLANT-MYTREE® has already given life to more than 1,000,000 trees, as well as connecting more than 60 different projects throughout Germany.

product portfolio

Lumami® DESK

With Lumami® DESK, APL provides the ideal light for your workplace and complies with the DIN-EN12464-1 guidelines for workplace lighting.



Lighting intensity

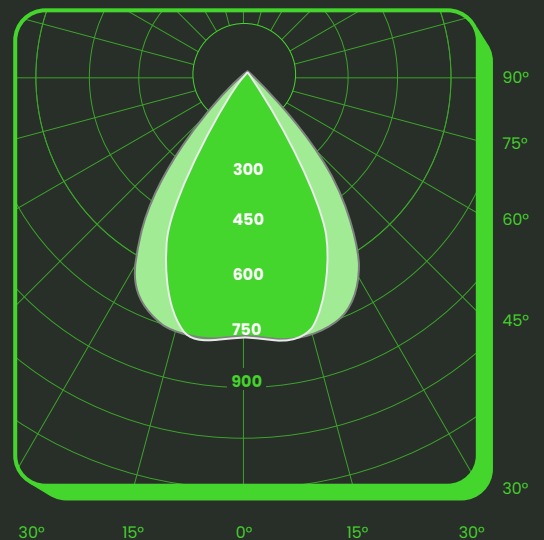
>750 lux

Glare limitation through

UGR <16

Uniformity through
special developed optic for

**Lumami®
DESK**



c0/c180 c90/c270

**Stand-alone
version for free
placement**



**Clamp version
for desk
mounting**



black

white

champagne-bronze

product features

Illuminant LED

APL LTwo® - Monowhite / Tunable white

Mounting type

Desk - Stand Alone or Clamp

Light distribution

Batwing wide

Luminaire luminous flux

797 lm @842 mm / 1328 lm @1402 mm

Color temperature

3000K or 4000K

Power

10 Watt (LTwo® 842 mm) 16,8 Watt (LTwo® 1402 mm)

Color rendering index (CRI)

>90

Suitable for VDU workstations UGR

yes - DIN-EN 12464-1 compliant

UGR

<16

Rated voltage

220-240V

Mains frequency

50-60 HZ

Surface

White (powder coated);
Black or Champagne-bronze (anodized)

Control

Remote dimm-wheel

Material of the housing

aluminium

Control gear included

yes - requires extra batteries (2x AAA)

Protection class

IP20

Number of lamp heads

1 x APL LTwo®

Energy efficiency LTTwo®

black 78 lm/W, white 100 lm/W

Dimmable

yes - dimmable with separate dimm-wheel (included)

Type of dimming

dimm-wheel (PWM)

Material of the anti-glare

plastic - white: ASA; black: ABS

Length of connecting cable

1,5 m

Luminaire head rotatable

yes - max. 20° forward and backward in 5° steps



use case

a typical workplace situation in an office.

In direct lighting, Lumami® DESK provides ideal and homogenous illumination of your own work surface and can be adapted by each person to their individual needs. No disturbing lighting for other people in the room.

The individual control and the presence sensor protect from unnecessary energy consumption. The lighting comfort does not change even with height-adjustable desks, since the luminaire changes height with the desk.

No wasted space or consideration of lamp bases as with heavy free-standing lamps, for more flexibility in the room and less interventions in the architecture.

LTwo® for your own office furniture

Thanks to the ease of mounting accessories and the high degree of material and building integration, LTwo® can also be easily integrated into your office furniture. Idealise cubicals, for example, or all kinds of acoustic walls, laboratory furniture, workstations, etc. With LTwo®, professional lighting becomes a plug & play solution for everyone.



some words about LTwo®

the apl light source used
in Lumami® DESK

Lumami® DESK uses APL's own light source LTwo®, which turns into an exchangeable object, for more sustainability in dealing with lighting.

Additionally the LTwo® lamp-luminaire-system enables the overall lighting of offices.

Installed with simple accessories and with 13 different optics, such as e.g. the APL wallwasher, the system can e.g. flood cupboards and walls. It contributes to greater clarity and, thanks to the vertical lighting, to more comfort.

Skilfully staged pictures, documents and certificates create a pleasant room atmosphere. The equal lighting design creates a coherent and uniform lighting concept and thus more comfort at offices.

discreet disruptive

silently loud

tiny versatility

plug & play



LTwo[®] – light tube with optics

A modular, miniaturized light source–luminaire system with 13 high quality optics and a wide range of accessories, for all lighting applications.

The boundary between lamp and luminaire disappears. This could only be achieved by pushing the limits of physics, for maximum miniaturization of precision optics. The design always follows the same dimensions of the 13 optics and the dimension of a T5 tube, with the cross section of a cent (16.4 mm).

The product has a newly developed multifunctional luminaire holder and socket for easy, tool-free, magnetic installation and angle adjustment in $\pm 20^\circ$, as well as interlocking. Coded system for safe operation of lamp–luminaires with different operating currents in Constant Voltage or Constant Current.

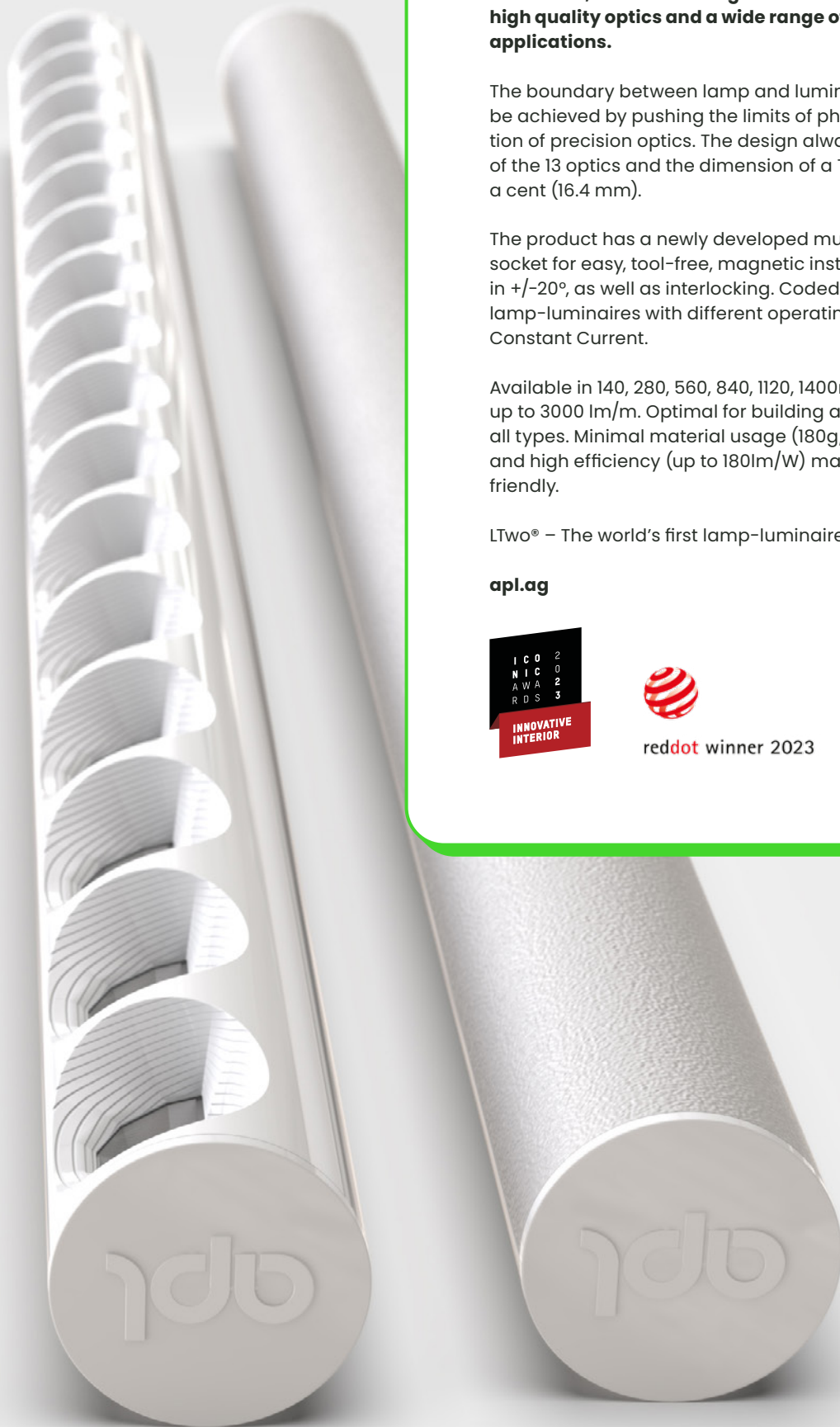
Available in 140, 280, 560, 840, 1120, 1400mm length with a lumen output up to 3000 lm/m. Optimal for building and material integration of all types. Minimal material usage (180g/m), replaceability, recyclability and high efficiency (up to 180lm/W) make LTwo[®] very environmentally friendly.

LTwo[®] – The world's first lamp–luminaire system.

apl.ag



reddot winner 2023



the ideal light


It is our passion to change the lighting industry once again and the fundamental principle of ideality that drives us to create the ideal lighting standard for all purposes. Ideality and therefore idealization at all levels: Product, Application, Installation and Service.

Six partners with many years of successful experience from different areas of the lighting industry: development, design, component manufacturing, production and sales have pooled their knowledge. We develop the ideal light, tailored to your wishes and requirements.

Founded in July 2021, we are a young company in the lighting industry. We design, develop and distribute innovative products and product systems.

Lumami® DESK is a desk luminaire that not only meets the individual wishes of the user, but also ensures the high demands of workplace lighting and thus the fulfilment of the DIN EN 12464-1 standard and meets all requirements for functionality, appearance and user-friendliness. From planning to installation, maintenance and disposal, and with a responsible eye on resources and the environment.

**all purpose lighting!
the ideal light!**



Lumami[®]

DESK



Article no. 13402

apl
All Purpose Lighting
Lahnstraße 30
45478 Mülheim a. d. Ruhr
Germany

+49 / (0)208 20777400
info@apl.ag
apl.ag

apl the ideal
light